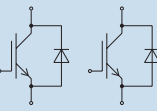
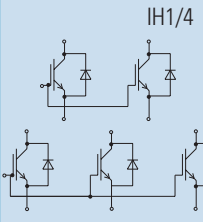
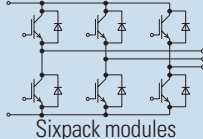
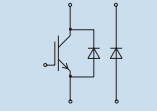
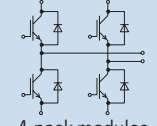


IGBT High Power Modules

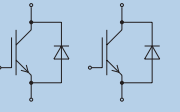
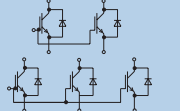
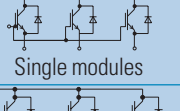
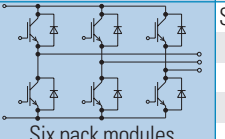
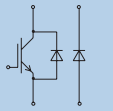
1200 V _{CES}							
Type *)	V _{CES} V	I _c A	V _{CESat} V T _{vj} =25°C typ.	E _{on} /E _{off} mWs T _{vj} =125°C typ.	R _{thJC} °K/W per arm	outline / page	
 Dual modules	Standard 2. Generation						
	FF400R12KF4	1200	400	2,7	70/60	0,046	IH2/60
	FF600R12KF4	1200	600	2,7	90/90	0,032	IH2/60
	FF800R12KF4	1200	800	2,7	130/120	0,025	IH2/60
	Low Loss 2. Generation						
	FF400R12KL4C	1200	400	2,1	72/58	0,044	IH2/60
	FF600R12KL4C	1200	600	2,1	100/90	0,032	IH2/60
	FF800R12KL4C	1200	800	2,1	120/130	0,025	IH2/60
	IGBT3						
	◆ FF600R12KE3	1200	600	1,7	100/95	0,044	IH2/60
◆ FF800R12KE3	1200	800	1,7	135/130	0,032	IH2/60	
◆ FF1200R12KE3	1200	1200	1,7	200/190	0,025	IH2/60	
 Single modules	Short Tail						
	FZ800R12KS4	1200	800	3,0	76/64	0,018	IH4/60
	Standard 2. Generation						
	FZ800R12KF4	1200	800	2,7	130/120	0,023	IH1/60
	FZ1050R12KF4	1200	1050	2,7	150/170	0,018	IH1/60
	FZ1200R12KF4	1200	1200	2,7	170/190	0,016	IH1/60
	FZ1600R12KF4	1200	1600	2,7	220/290	0,0125	IH1/60
	FZ1800R12KF4	1200	1800	2,7	250/330	0,011	IH7/61
	FZ2400R12KF4	1200	2400	2,7	310/410	0,0084	IH7/61
	Low Loss 2. Generation						
	FZ800R12KL4C	1200	800	2,1	121/127	0,022	IH1/60
	FZ1200R12KL4C	1200	1200	2,1	165/195	0,016	IH1/60
	FZ1600R12KL4C	1200	1600	2,1	210/260	0,0125	IH1/60
	FZ1800R12KL4C	1200	1800	2,1	230/295	0,0110	IH7/61
	FZ2400R12KL4C	1200	2400	2,1	320/400	0,0084	IH7/61
	IGBT3						
	◆ FZ1200R12KE3	1200	1200	1,7	200/190	0,022	IH4/60
	◆ FZ1600R12KE3	1200	1600	1,7	265/250	0,016	IH4/60
	◆ FZ2400R12KE3	1200	2400	1,7	400/380	0,0125	IH4/60
	◆ FZ3600R12KE3	1200	3600	1,7	600/570	0,008	IH7/61

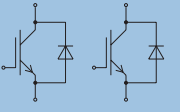
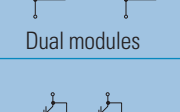
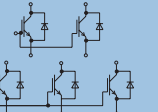
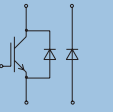
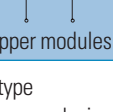
1200 V _{CES}							
Type *)	V _{CES} V	I _c A	V _{CESat} V T _{vj} =25°C typ.	E _{on} /E _{off} mWs T _{vj} =125°C typ.	R _{thJC} °K/W per arm	outline / Page	
 Sixpack modules	Standard 2. Generation						
	FS300R12KF4	1200	300	2,7	80/45	0,064	IH8/61
	FS400R12KF4	1200	400	2,7	100/55	0,048	IH8/61
 Chopper modules	Standard 2. Generation						
	FD400R12KF4	1200	400	2,7	70/60	0,046	IH2/60
	FD600R12KF4	1200	600	2,7	90/90	0,032	IH2/60
 4-pack modules	Standard 2. Generation						
	F4-300R12KF4	1200	300	2,7	80/45	0,064	IH5/60
	F4-400R12KF4	1200	400	2,7	100/55	0,050	IH5/60
	Short Tail F4-400R12KS4_B2	1200	400	3,0	38/32	0,042	IH5/60

- ◆ New type
- Not for new design

*) valid for all part-no:
T_{vj} = 125°C, I_{CRM} = 2xI_C

IGBT High Power Modules

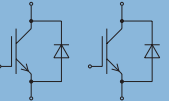
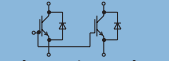
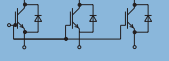
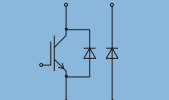
1600 V _{CES}							
Type *)	V _{CES} V	I _c A	V _{CESat} V T _{vj} =25°C typ.	E _{on} /E _{off} mWs T _{vj} =125°C typ.	R _{thJC} °K/W per arm	outline / page	
 Dual modules	Standard 2. Generation						
	FF400R16KF4	1600	400	3,3	170/90	0,04	IH2/60
	FF600R16KF4	1600	600	3,5	240/140	0,032	IH2/60
IH1  Single modules	Standard 2. Generation						
	FZ800R16KF4	1600	800	3,3	340/180	0,02	IH1/60
	FZ1200R16KF4	1600	1200	3,5	490/290	0,016	IH1/60
IH7  Single modules	FZ1800R16KF4	1600	1800	3,5	750/450	0,011	IH7/61
	Standard 2. Generation						
 Six pack modules	FS300R16KF4	1600	300	3,5	120/70	0,064	IH8/61
	Standard 2. Generation						
 Chopper modules	FD400R16KF4	1600	400	3,3	170/90	0,04	IH2/60
	FD600R16KF4	1600	600	3,5	240/140	0,032	IH2/60

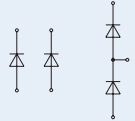
1700 V _{CES}							
Type *)	V _{CES} V	I _c A	V _{CESat} V T _{vj} =25°C typ.	E _{on} /E _{off} mWs T _{vj} =125°C typ.	R _{thJC} °K/W per arm	outline / page	
 Dual modules	Low Loss						
	FF400R17KF6C_B2	1700	400	2,7	180/150	0,016	IH2/60
	FF401R17KF6C_B2	1700	400	2,7	200/150	0,04	IH9/61
	FF600R17KF6C_B2	1700	600	2,7	270/220	0,026	IH2/60
 Dual modules	FF800R17KF6C_B2	1700	800	2,7	290/335	0,02	IH2/60
	Low Loss						
IH1  Single modules	FZ800R17KF6C_B2	1700	800	2,7	300/325	0,02	IH1/60
	FZ1200R17KF6C_B2	1700	1200	2,7	330/480	0,013	IH1/60
	FZ1600R17KF6C_B2	1700	1600	2,7	430/670	0,01	IH1/60
	FZ1800R17KF6C_B2	1700	1800	2,7	570/725	0,009	IH7/61
	FZ2400R17KF6C_B2	1700	2400	2,7	750/1060	0,007	IH7/61
 Chopper modules	Low Loss						
	FD401R17KF6C_B2	1700	400	2,7	200/150	0,04	IH9/61
	FD600/1200R17KF6_B2	1700	600	2,7	270/220	0,026	IH2/60
	FD600R17KF6C_B2	1700	600	2,7	270/220	0,016	IH2/60
 Chopper modules	FD800R17KF6C_B2	1700	800	2,7	290/335	0,02	IH2/60

- ◆ New type
- Not for new design

*) valid for all part-no:
T_{vj} = 125°C, I_{CRM} = 2xI_c

IGBT High Power Modules

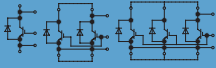
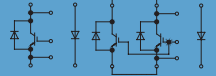
2500+3300 V _{CES}							
Type *)	V _{CES} V	I _c A	V _{CEsat} V T _{vj} =25°C typ.	E _{on} /E _{off} mWs T _{vj} =125°C typ.	R _{thJC} °K/W per arm	outline / page	
 Dual modules	Standard						
	FF200R33KF2	3300	200	3,4	480/255	0,057	IH9/61
	FF400R33KF2	3300	400	3,4	960/510	0,026	IH6/61
	FF500R25KF1	2500	500	3	650/500	0,024	IH6/61
	Low Loss						
FF400R33KL2	3300	400	3,1		0,026	IH6/61	
IH4  IH7  Single modules	Standard						
	FZ800R33KF2	3300	800	3,4	1920/1020	0,013	IH4/60
	FZ1000R25KF1	2500	1000	3	1300/1000	0,012	IH4/60
	FZ1200R33KF2	3300	1200	3,4	2880/1530	0,0085	IH7/61
	FZ1500R25KF1	2500	1500	3	1900/1500	0,008	IH7/61
	Low Loss						
	FZ800R33KL2	3300	800	3,1		0,013	IH4/60
FZ1200R33KL2	3300	1200	3,1		0,0085	IH7/61	
 Chopper modules	Standard						
	FD400R33KF2	3300	400	3,4	960/510	0,026	IH4/60
	FD400R33K2-K	3300	400	3,1			IH4/60
	FD800R33KF2	3300	800	3,4	1920/1020	0,013	IH7/61

Diodes Modules							
Type *)	V _{RRM} V	I _F A	I _R mA typ.	Q _r μAs typ.	R _{thJC} °K/W per arm	outline / page	
 Diode Modules	DD400S16K4	1600	400	15	40	0,1	IH1/60
	DD600S16K4	1600	600	40	60	0,08	IH1/60
	DD400S17K6C_B2	1700	400	5	145	0,016	IH1/60
	DD401S17K6C_B2	1700	400	10	160	0,07	IH9/61
	DD600S17K6_B2	1700	600	8	170	0,05	IH1/60
	DD800S17K6C_B2	1700	800	10	265	0,034	IH1/60
	Standard						
	DD200S33K2	3300	200	1	220	0,108	IH9/61
	DD400S33K2	3300	400	2	440	0,051	IH4/60
	DD800S33K2	3300	800	4	900	0,025	IH4/60
DD1200S33K2	3300	1200	6	1320	0,017	IH4/60	
Low Loss							
DD1200S33KL2	3300	1200				IH4/60	
DD800S33KL2	3300	1200				IH4/60	
DD400S33KL26	3300	400				IH4/60	
DD400S33KL2	3300	400				IH9/61	


- ◆ New type
- Not for new design

*) valid for all part-no:
T_{vj} = 125°C, I_{CRM} = 2xI_c

IGBT High Power Modules

6500 V _{CES}							
Type *)	V _{CES} V	I _c A	V _{CESat} V T _{vj} =25°C typ.	E _{on} /E _{off} mWs T _{vj} =125°C typ.	R _{thjC} °K/W per arm	outline / page	
 Single modules	Standard						
	FZ200R65KF1	6500	200	4,3	1900/1200	0,033	IH10/62
	FZ400R65KF1	6500	400	4,3	4000/2300	0,017	IH11/62
	FZ600R65KF1	6500	600	4,3	5900/3500	0,011	IH12/62
 Chopper modules	Standard						
	FD200R65KF1-K	6500	200	4,3	1900/1200	0,033	IH11/62
	FD400R65KF1-K	6500	400	4,3	4000/2300	0,017	IH12/62

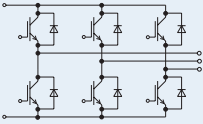

Diodes Modules

Type *)	V _{RRM} V	I _F A	I _R mA typ.	Q _r μAs typ.	R _{thjC} °K/W per arm	outline / page	
 Diode Modules	DD200S65K1	6500	200	15	350	0,063	IH11/62
	DD400S65K1	6500	400	15	700	0,032	IH11/62
	DD600S65K1	6500	600	20	1050	0,021	IH11/62

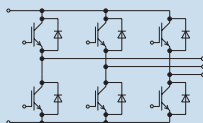
- ◆ New type
- Not for new design

*) valid for all part-no:
T_{vj} = 125°C, I_{CRM} = 2xI_c

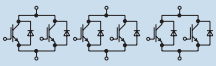
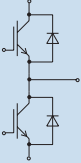
IGBT Standard Modules

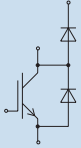

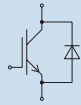
600 V – Type							
Type	V_{CES} V	I_C A	V_{CEsat} V $T_{vj}=25^\circ\text{C}$ typ.	P_{tot} W	R_{thJC} K/W \leq per arm	outline / page	
 <p>3-Phase- Full-Bridges</p>	Standard						
	BSM20GD60DLC	600	20	1,95	125	1,6	IS2/63
	BSM20GD60DLCE3224	600	20	1,95	125	1,6	IS3/63
	BSM30GD60DLC	600	30	1,95	135	1,2	IS2/63
	BSM30GD60DLCE3224	600	30	1,95	135	1,2	IS3/63
	BSM50GD60DLC	600	50	1,95	250	0,6	IS3/63
	BSM50GD60DLCE3226	600	50	1,95	250	0,6	IS2/63
	BSM75GD60DLC	600	75	1,95	330	0,44	IS3/63
	BSM100GD60DLC	600	100	1,95	430	0,35	IS8/64
	BSM150GD60DLC	600	150	1,95	570	0,24	IS8/64
	BSM200GD60DLC	600	200	1,95	700	0,18	IS8/64
 <p>Half-Bridges</p>	Standard						
	BSM50GB60DLC	600	50	1,95	280	0,6	IS4/63
	BSM75GB60DLC	600	75	1,95	355	0,44	IS4/63
	BSM100GB60DLC	600	100	1,95	445	0,35	IS4/63
	BSM150GB60DLC	600	150	1,95	595	0,24	IS4/63
	BSM200GB60DLC	600	200	1,95	730	0,18	IS4/63
BSM300GB60DLC	600	300	1,95	1250	0,12	IS5a/63	

- ◆ New type
- Not for new design

1200 V – Type								
Type	V_{CES} V	I_C A	V_{CEsat} V $T_{vj}=25^\circ\text{C}$ typ.	P_{tot} W	R_{thJC} K/W \leq per arm	outline / page		
 <p>3-Phase- Full-Bridges</p>	Standard 2. Generation							
	BSM10GD120DN2	1200	10	2,7	80	1,52	IS2/63	
	BSM10GD120DN2E3224	1200	10	2,7	80	1,52	IS3/63	
	BSM15GD120DN2	1200	15	2,5	145	0,86	IS2/63	
	BSM15GD120DN2E3224	1200	15	2,5	145	0,86	IS3/63	
	BSM25GD120DN2	1200	25	2,5	200	0,6	IS2/63	
	BSM25GD120DN2E3224	1200	25	2,5	200	0,6	IS3/63	
	BSM35GD120DN2	1200	35	2,7	280	0,44	IS2/63	
	BSM35GD120DN2E3224	1200	35	2,7	280	0,44	IS3/63	
	BSM50GD120DN2	1200	50	2,5	350	0,35	IS3/63	
	BSM50GD120DN2E3226	1200	50	2,5	350	0,35	IS2/63	
	BSM50GD120DN2G	1200	50	2,5	400	0,35	IS8/64	
	BSM75GD120DN2	1200	75	2,5	520	0,239	IS8/64	
	BSM100GD120DN2	1200	100	2,5	680	0,182	IS8/64	
	Low Loss 2. Generation							
	BSM15GD120DLCE3224	1200	15	2,1	145	0,96	IS3/63	
	BSM25GD120DLCE3224	1200	25	2,1	200	0,6	IS3/63	
	BSM35GD120DLCE3224	1200	35	2,1	280	0,44	IS3/63	
	BSM50GD120DLC	1200	50	2,1	350	0,35	IS3/63	
	BSM75GD120DLC	1200	75	2,1	500	0,24	IS8/64	
	BSM100GD120DLC	1200	100	2,1	650	0,182	IS8/64	
IGBT3								
◆ FS25R12KE3G	1200	25	1,7	150	0,8	IS3a/63		
◆ FS35R12KE3G	1200	35	1,7	200	0,60	IS3a/63		
◆ FS50R12KE3	1200	50	1,7	270	0,45	IS3a/63		
◆ FS75R12KE3	1200	75	1,7	350	0,35	IS3a/63		
◆ FS75R12KE3G	1200	75	1,7	350	0,35	IS8a/64		
◆ FS100R12KE3	1200	100	1,7	500	0,25	IS8a/64		
◆ FS150R12KE3	1200	150	1,7	650	0,19	IS8a/64		
Short Tail								
FS75R12KS4	1200	75	3,2	500	0,25	IS8/64		
FS100R12KS4	1200	100	3,2	610	0,19	IS8/64		

IGBT Standard Modules


1200 V – Type		Type	V_{CES} V	I_C A	V_{CEsat} V $T_{vj}=25^\circ\text{C}$ typ.	P_{tot} W	R_{thJC} K/W \leq per arm	outline / page	
 Tripack									Standard 2. Generation
		BSM100GT120DN2	1200	100	2,5	680	0,182	IS9/64	
		BSM150GT120DN2	1200	150	2,5	1250	0,12	IS9/64	
		BSM200GT120DN2	1200	200	2,1	1400	0,09	IS9/64	
		Low Loss 2. Generation							
		BSM150GT120DLC	1200	150	2,1	1000	0,125	IS9/64	
BSM200GT120DLC	1200	200	2,1	1300	0,095	IS9/64			
 Half-Bridges		Standard 2. Generation							
		BSM25GB120DN2	1200	25	2,5	200	0,6	IS4/63	
		BSM35GB120DN2	1200	35	2,7	280	0,44	IS4/63	
		BSM50GB120DN2	1200	50	2,5	400	0,3	IS4/63	
		BSM75GB120DN2	1200	75	2,5	625	0,2	IS4/63	
		BSM100GB120DN2K	1200	100	2,5	700	0,18	IS4/63	
		BSM100GB120DN2	1200	100	2,5	800	0,16	IS5a/63	
		BSM150GB120DN2	1200	150	2,5	1250	0,1	IS5a/63	
		BSM200GB120DN2	1200	200	2,5	1400	0,09	IS5a/63	
		Low Loss 2. Generation							
		BSM35GB120DLC	1200	35	2,1	340	0,44	IS4/63	
		BSM50GB120DLC	1200	50	2,1	460	0,35	IS4/63	
		BSM75GB120DLC	1200	75	2,1	690	0,24	IS4/63	
		BSM100GB120DLCK	1200	100	2,1	830	0,18	IS4/63	
		BSM100GB120DLC	1200	100	2,5	780	0,16	IS5a/63	
		BSM150GB120DLC	1200	150	2,1	1200	0,1	IS5a/63	
		BSM200GB120DLC	1200	200	2,1	1300	0,09	IS5a/63	
		BSM300GB120DLC	1200	300	2,1	2500	0,05	IS5a/63	
		IGBT3							
		◆ FF150R12KE3G	1200	150	1,7	780	0,16	IS5a/63	
		◆ FF200R12KE3	1200	200	1,7	1040	0,12	IS5a/63	
		◆ FF300R12KE3	1200	300	1,7	1470	0,085	IS5a/63	
		Short Tail							
		FF100R12KS4	1200	100	3,2	780	0,16	IS5a/63	
FF150R12KS4	1200	150	3,2	1200	0,1	IS5a/63			
FF200R12KS4	1200	200	3,2	1400	0,09	IS5a/63			
◆ FF300R12KS4	1200	300	on request	on request	on request	IS5a/63			


1200 V – Type		Type	V_{CES} V	I_C A	V_{CEsat} V $T_{vj}=25^\circ\text{C}$ typ.	P_{tot} W	R_{thJC} K/W \leq per arm	outline / page	
 GAL Chopper									Standard 2. Generation
		BSM25GAL120DN2	1200	25	2,5	200	0,6	IS4/63	
		BSM50GAL120DN2	1200	50	2,5	400	0,3	IS4/63	
		BSM75GAL120DN2	1200	75	2,5	625	0,2	IS4/63	
		BSM100GAL120DN2	1200	100	2,5	800	0,16	IS5/63	
		BSM150GAL120DN2	1200	150	2,5	1250	0,1	IS5/63	
		BSM200GAL120DN2	1200	200	2,5	1400	0,09	IS5/63	
		Low Loss 2. Generation							
		BSM100GAL120DLCK	1200	100	2,1	830	0,15	IS4/63	
		BSM150GAL120DLC	1200	150	2,1	1200	0,1	IS5/63	
		BSM200GAL120DLC	1200	200	2,1	1300	0,09	IS5/63	
		BSM300GAL120DLC	1200	300	2,1	2500	0,05	IS5/63	
		IGBT3							
		◆ FD200R12KE3	1200	200	1,7	1040	0,12	IS5a/63	
◆ FD300R12KE3	1200	300	1,7	1470	0,085	IS5a/63			
 GAR Chopper		Standard 2. Generation							
		BSM75GAR120DN2	1200	75	2,5	625	0,2	IS4/63	
		BSM100GAR120DN2	1200	100	2,5	800	0,16	IS5/63	
		BSM150GAR120DN2	1200	150	2,5	1250	0,1	IS5/63	
		BSM200GAR120DN2	1200	200	2,5	1400	0,09	IS5/63	
		Low Loss 2. Generation							
		BSM300GAR120DLC	1200	300	2,1	2500	0,05	IS5/63	
		IGBT3							
		◆ DF200R12KE3	1200	200	1,7	1040	0,12	IS5a/63	
		◆ DF300R12KE3	1200	300	1,7	1470	0,085	IS5a/63	
 Single Switches		Standard 2. Generation							
		BSM200GA120DN2	1200	200	2,5	1550	0,08	IS6a/63	
		BSM200GA120DN2S	1200	200	2,5	1550	0,08	IS10a/64	
		BSM300GA120DN2	1200	300	2,5	2500	0,05	IS6a/63	
		BSM300GA120DN2S	1200	300	2,5	2500	0,05	IS10a/64	
		BSM300GA120DN2E3166	1200	300	2,5	2500	0,05	IS6a/63	
		BSM400GA120DN2	1200	400	2,5	2700	0,045	IS6a/63	
BSM400GA120DN2S	1200	400	2,5	2700	0,045	IS10a/64			

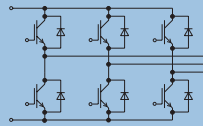
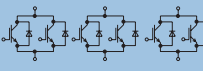
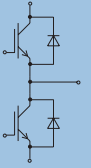
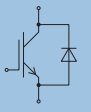
◆ New type

■ Not for new design

IGBT Standard Modules

1200 V – Type							
Type	V_{CES} V	I_C A	V_{CEsat} V $T_{vj}=25^\circ\text{C}$ typ.	P_{tot} W	R_{thJC} K/W \leq per arm	outline / page	
 Single Switches	Low Loss 2. Generation						
	BSM200GA120DLC	1200	200	2,1	1470	0,09	IS6a/63
	BSM200GA120DLCs	1200	200	2,1	1470	0,09	IS10a/64
	BSM300GA120DLC	1200	300	2,1	2270	0,055	IS6a/63
	BSM300GA120DLCs	1200	300	2,1	2270	0,055	IS10a/64
	BSM400GA120DLC	1200	400	2,1	2500	0,05	IS6a/63
	BSM400GA120DLCs	1200	400	2,1	2500	0,05	IS10a/64
	IGBT3						
	◆ FZ300R12KE3G	1200	300	1,7	1470	0,085	IS6a/63
	◆ FZ300R12KE3GS	1200	300	1,7	1470	0,085	IS10a/64
	◆ FZ400R12KE3	1200	400	1,7	2250	0,050	IS6a/63
	◆ FZ400R12KE3S	1200	400	1,7	2250	0,055	IS10a/64
	◆ FZ600R12KE3	1200	600	1,7	2500	0,05	IS6a/63
	◆ FZ600R12KE3S	1200	600	1,7	2500	0,05	IS10a/64
	Short Tail						
	FZ400R12KS4	1200	400	3,2	2500	0,05	IS6a/63
	◆ FZ600R12KS4	1200	600	on request	on request	on request	IS6a/63

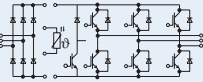
Single Diodes							
Type	V_{CES} V	I_C A	V_F V	P_D W	R_{thJC} K/W \leq	outline / page	
 Single Diodes	BYM 300 A 120 DN 2						
	BYM 300 A 170 DN2	1700	250	2,3	830	0,150	IS11a/64
	BYM 600 A 170 DN 2	1700	400	2,0	1400	0,090	IS11a/64

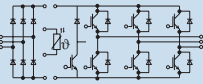
1700 V – Type							
Type	V_{CES} V	I_C A	V_{CEsat} V $T_{vj}=25^\circ\text{C}$ typ.	P_{tot} W	R_{thJC} K/W \leq per arm	outline / page	
 3-Phase- Full-Bridges	Low Loss						
	■ BSM50GD170DL	1700	50	2,7	480	0,27	IS8/64
	■ BSM75GD170DL	1700	75	2,7	625	0,20	IS8/64
 Tripack	Low Loss						
	■ BSM100GT170DL	1700	100	2,7	960	0,13	IS9/64
	■ BSM150GT170DL	1700	150	2,7	1250	0,10	IS9/64
 Half-Bridges	Standard						
	BSM50GB170DN2	1700	50	3,4	500	0,25	IS4/63
	BSM75GB170DN2	1700	75	3,4	625	0,20	IS4/63
	BSM100GB170DN2	1700	100	3,4	1000	0,13	IS5a/63
	BSM150GB170DN2	1700	150	3,4	1250	0,10	IS5a/63
	Low Loss						
	BSM100GB170DLC	1700	100	2,7	960	0,13	IS5a/63
	BSM150GB170DLC	1700	150	2,7	1250	0,10	IS5a/63
	BSM200GB170DLC	1700	200	2,7	1660	0,075	IS5a/63
	 Single Switches	Standard					
BSM200GA170DN2		1700	200	3,4	1750	0,070	IS6a/63
BSM200GA170DN2S		1700	200	3,4	1750	0,070	IS10a/64
BSM300GA170DN2		1700	300	3,4	2500	0,050	IS6a/63
BSM300GA170DN2S		1700	300	3,4	2500	0,050	IS10a/64
Low Loss							
BSM200GA170DLC		1700	200	2,7	1920	0,065	IS6a/63
BSM300GA170DLC		1700	300	2,7	2500	0,050	IS6a/63
BSM400GA170DLC		1700	400	2,7	3120	0,040	IS6a/63

◆ New type

■ Not for new design

Power Integrated Modules PIM

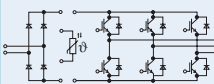
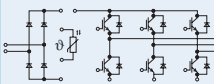
600 V _{CES}														
Type	IGBT Inverter				Rectifier Diodes						Brake Chopper		Outline / page	
	V _{CES} V	I _C A	R _{thJC} K/W	V _{CESat} V T _{vj} = 25°C	V _{RRM} V	I _d A T _C = 80°C	R _{thJC} K/W T _{vj} = 150°C	V _{to} V T _{vj} = 150°C	r _T mΩ T _{vj} = 150°C	V _{CES} V T _C = 80°C	I _{C,IGBT} A T _C = 80°C	R _{thJC} K/W		
	BSM10GP60	600	10	1,5	1,95	1600	10	1,80	0,8	10,5	600	10	1,5	IS12/65
	BSM15GP60	600	15	1,3	1,95	1600	15	1,20	0,8	10,5	600	10	1,5	IS12/65
	BSM20GP60	600	20	1,0	1,95	1600	20	1,20	0,8	10,5	600	10	1,5	IS12/65
	BSM30GP60	600	30	0,7	1,95	1600	30	1,20	0,8	10,5	600	15	1,3	IS12/65
	BSM50GP60	600	50	0,5	1,95	1600	50	1,00	0,8	10,5	600	25	1,0	IS12/65
	BSM50GP60G	600	50	0,5	1,95	1600	50	1,00	0,8	10,5	600	25	1,0	IS13/65
	BSM75GP60	600	75	0,4	1,95	1600	75	0,65	0,8	6,5	600	37,5	0,7	IS13/65
	BSM100GP60	600	100	0,3	1,95	1600	100	0,50	0,8	4,8	600	50	0,5	IS13/65

1200 V _{CES}														
Type	IGBT Inverter				Rectifier Diodes						Brake Chopper		Outline / page	
	V _{CES} V	I _C A	R _{thJC} K/W	V _{cesat} V T _{vj} = 25°C	V _{RRM} V	I _d A T _C = 80°C	R _{thJC} K/W T _{vj} = 150°C	V _{to} V T _{vj} = 150°C	r _T mΩ T _{vj} = 150°C	V _{CES} V T _C = 80°C	I _{C,IGBT} A T _C = 80°C	R _{thJC} K/W		
	BSM10GP120	1200	10	1,20	2,40	1600	10	1,80	0,8	10,5	1200	10,0	1,2	IS12/65
	BSM15GP120	1200	15	0,70	2,20	1600	15	1,20	0,8	10,5	1200	10,0	1,2	IS12/65
	BSM25GP120	1200	25	0,55	2,10	1600	25	1,20	0,8	10,5	1200	12,5	1,2	IS12/65
	BSM35GP120	1200	35	0,55	2,40	1600	35	1,00	0,8	10,5	1200	17,5	0,7	IS12/65
	BSM35GP120G	1200	35	0,55	2,40	1600	35	1,00	0,8	10,5	1200	17,5	0,7	IS13/65
	BSM50GP120	1200	50	0,35	2,20	1600	50	0,65	0,8	6,5	1200	25,0	0,55	IS13/65
	Short Tail													
	FP15R12KS4C	1200	15	0,70	3,20	1600	15	1,00	0,8	10,5	1200	10,0	1,2	IS12/65
	FP25R12KS4C	1200	25	0,55	3,20	1600	25	1,00	0,8	10,5	1200	12,5	1,2	IS12/65
	FP35R12KS4CG	1200	35	0,55	3,75	1600	35	1,00	0,8	10,5	1200	17,5	0,7	IS13/65
	FP50R12KS4C	1200	50	0,35	3,20	1600	50	0,65	0,8	6,5	1200	25,0	0,55	IS13/65
	IGBT3													
	◆ FP15R12KE3G	1200	15	1,20	1,70	1600	15	1,00	0,8	10,5	1200	10,0	1,5	IS12/65
	◆ FP25R12KE3	1200	25	0,80	1,70	1600	25	1,00	0,8	10,5	1200	15,0	1,2	IS12/65
	◆ FP40R12KE3	1200	40	0,60	1,80	1600	40	1,00	0,8	10,5	1200	15,0	1,2	IS12/65
	◆ FP40R12KE3G	1200	40	0,60	1,80	1600	40	1,00	0,8	10,5	1200	40,0	0,6	IS13/65
	◆ FP50R12KE3	1200	50	0,45	1,70	1600	50	0,65	0,8	6,5	1200	40,0	0,6	IS13/65
◆ FP75R12KE3	1200	75	0,35	1,70	1600	75	0,65	0,8	6,5	1200	40,0	0,6	IS13/65	

- ◆ New type
- Not for new design

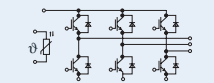
Easy PIM

all Data are preliminary

Type	IGBT Inverter				Rectifier Diodes					Brake Chopper			Outline / page	
	V_{CES} V	I_C A	R_{thJC} K/W	V_{CEsat} V <small>$T_{vj} = 25^\circ\text{C typ.}$</small>	V_{RRM} V	I_d A	R_{thJC} K/W	V_{to} V <small>$T_{vj} = 150^\circ\text{C}$</small>	r_T m Ω	V_{CES} V	$I_{C,IGBT}$ A	R_{thJC} K/W		
 <p>Easy PIM1</p>	Low Loss 2. Generation													
	FB10R06KL4	600	10	2,2	1,95	800	10	2,4	0,67	21				IS15/67
	FB10R06KL4G	600	10	2,2	1,95	800	10	2,4	0,67	21				IS17/67
	FP10R06KL4	600	10	2,2	1,95	800	10	2,4	0,67	21	600	10	2,2	IS16/67
	FB15R06KL4	600	15	2,0	1,95	800	15	1,0	0,61	11				IS17/67
	FP15R06KL4	600	15	2,0	1,95	800	15	2,4	0,71	18	600	15	2,0	IS16/67
	FB20R06KL4	600	20	1,6	1,95	800	20	1,0	0,63	10				IS17/67
FP20R06KL4	600	20	1,6	1,95	800	20	2,0	0,71	12	600	20	1,6	IS16/67	
 <p>EasyPIM2 Single Phase</p>	IGBT3													
	FP10R12KE3	1200	10	2,2	1,9	1600	10	1,9	0,78	17	1200	10	2,2	IS16/67
	FP15R12KE3	1200	15	1,4	1,7	1600	15	1,9	0,8	15	1200	15	1,4	IS16/67
EasyPIM2														

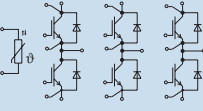
Easy PACK

all Data are preliminary

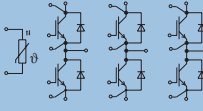
Type	IGBT Inverter		
	V_{CES} V	I_C A	
 <p>EasyPACK</p>	Low Loss 2. Generation		
	FS15R06KL4	600	15
	FS20R06KL4	600	20
	FS30R06KL4	600	30
	FS50R06KL4	600	50
	IGBT3		
	FS10R12KE3	1200	10
	FS15R12KE3	1200	15
	FS25R12KE3	1200	25
	FS35R12KE3	1200	35

EconoPACK +

all Data are preliminary

1200 V _{CES}						
Type	V _{CES} V	I _C A	V _{CESat} V T _{vj} =25 °C typ.	E _{on} /E _{off} mWs T _{vj} =125 °C typ.	R _{thJC} K/W	outline / page
 IGBT3 ◆ FS150R12KE3G ◆ FS225R12KE3 ◆ FS300R12KE3 ◆ FS450R12KE3	1200	150	1,7	11/24	0,17	IS14/66
	1200	225	1,7	15/36	0,11	IS14/66
	1200	300	1,7	22/43	0,08	IS14/66
	1200	450	1,7	33/65	0,06	IS14/66

- ◆ New type
- Not for new design

1700 V _{CES}						
Type	V _{CES} V	I _C A	V _{CESat} V T _{vj} =25 °C typ.	E _{on} /E _{off} mWs T _{vj} =125 °C typ.	R _{thJC} K/W	outline / page
 IGBT3 ◆ FS150R17KE3G ◆ FS225R17KE3 ◆ FS300R17KE3 ◆ FS450R12KE3	1700	150	26	5/40	0,12	IS12/65
	1700	225	28	5/57	0,09	IS12/65
	1700	300	212	5/83	0,08	IS12/65
	1700	450	216	0/120	0,055	IS12/65